



# Cat<sup>®</sup> TH514

## Telehandler

### Specifications

#### Engine

Model	Cat <sup>®</sup> C4.4 DITAAC
Gross Power	74.5 kW/101 hp
Maximum Torque	410 Nm/1400 rpm
Bore	105 mm
Stroke	127 mm
Displacement	4.4 litre

#### Weights

Operating Weight with Carriage & Forks	10 760 kg
--	-----------

#### Operating Specifications

Rated Load Capacity	4999 kg
Maximum Lift Height	
Stabilizers Up	13 380 mm
Stabilizers Down	13 700 mm
Maximum Forward Reach	9225 mm
Top Travel Speed	32 km/h
Load at Max Height	
Stabilizers Up	1500 kg
Stabilizers Down	3500 kg
Load at Max Reach	
Stabilizers Up	600 kg
Stabilizers Down	1600 kg
Outside Turning Radius Over Tyres	3920 mm
Outside Turning Radius Over Forks	5570 mm

#### Service Refill Capacities

Fuel Tank	150 litre
Hydraulic Tank	90 litre

#### Tyres

Standard	14.00-24 16PR TG-02
----------	---------------------

#### Brakes

Service Brakes	Servo assisted on front axle
Parking Brakes	Mechanical on front axle

#### Hydraulic System

Maximum System Pressure	250 bar
Maximum Pump Flow	150 litre /min
Pump Type	Variable displacement load sensing axial piston pump
Auxiliary Hydraulic Supply	
Intermittent	80 litre/min
Continuous	60 litre/min

#### Transmission Speeds

Forward	
1	7 km/h
2	12 km/h
3	21 km/h
4	32 km/h
Reverse	
1	7 km/h
2	12 km/h
3	21 km/h

#### Boom Performance

Boom Up	17.0 Seconds
Boom Down	10.0 Seconds
Tele In	20.0 Seconds
Tele Out	17.5 Seconds
Crowd Forward (dump)	4.0 Seconds
Crowd Backward	3.0 Seconds
Combined	
Up and Out	28.0 Seconds
Down and In	19.0 Seconds
Drawbar Pull 74.5 kW	88,0 kN
Bucket Breakout Force to ISO 8313	95 kN
Boom Breakout Force	63 kN


#### Sound

Operator Sound	78 dB(A)
Exterior Sound (74.5 kW Engine)	106 dB(A)

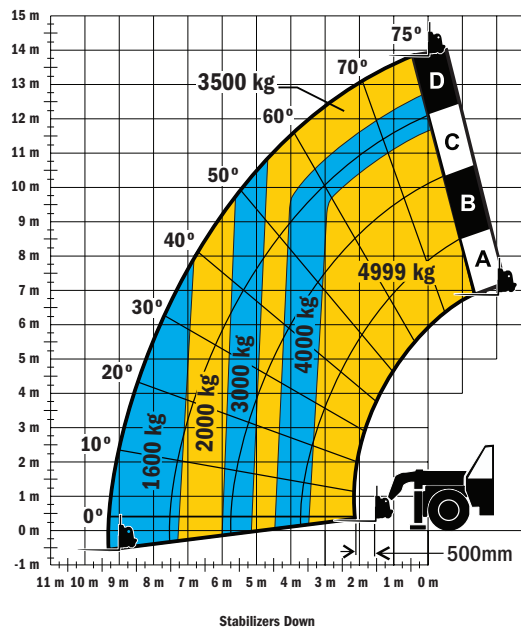
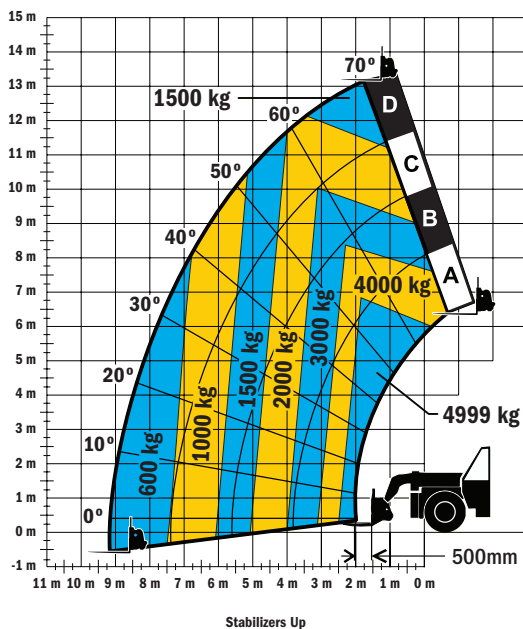
# TH514 Telehandler

## Dimensions

All dimensions are approximate.



## Load Chart and Dimensions



## IMPORTANT

Rated lift capacities shown are with machine equipped with carriage and pallet forks. The machine must be level on a firm surface with undamaged, properly inflated tyres. Machine specifications and stability are based on rated lift capacities at specific boom angles and boom lengths. (If specifications are critical, the proposed application should be discussed with your dealer.)

DO NOT exceed rated lift capacity loads, as unstable and dangerous machine conditions will result.

DO NOT tip the machine forward to determine the allowable load.

Due to continuous product improvements, machine specifications and/or equipment changes may be made without prior notification.