

326

HYDRAULIC EXCAVATOR



Engine Power
Operating Weight

151 kW (202 hp)
25 900 kg (57,100 lbs)

Cat® C7.1 engine meets U.S. EPA Tier 4 Final, EU Stage V, Japan 2014, and Korea Tier 4 Final emission standards with an aftertreatment system that requires no operator input or downtime.



"ALL-IN-ONE" HIGH PERFORMANCE/LOWER COST EXCAVATING

Cat® 326 Hydraulic Excavators offer:

- + NEW TECHNOLOGIES THAT BOOST OPERATOR EFFICIENCY
- + LONGER MAINTENANCE INTERVALS
- + REDUCED FUEL CONSUMPTION

Ready to help make your business more profitable, Caterpillar gives you a low cost-per-unit of production excavator that's perfect for medium- to heavy-duty applications.



THE NEW CAT® 326

MOVING THE STANDARD HIGHER

The Cat 326 raises the bar for performance and technology that boost operator efficiency and comfort. The 326 will set the pace for productivity and profit in your operation.



DECREASE FUEL CONSUMPTION UP TO 15%¹

A power system that reduces fuel consumption without productivity loss helps you get the job done right for less.

INCREASE JOBSITE EFFICIENCY UP TO 45%

You produce more with optional 2D and 3D GRADE upgrades and standard Cat Technologies.

LOWER MAINTENANCE COSTS UP TO 20%²

Longer maintenance intervals and fewer maintenance items pair to increase uptime and reduce costs.

¹ Up to 15% lower fuel consumption compared to F Series. Includes 5% reduction when using SMART mode.

² Compared to 326F/326D2. Calculated over 12,000 machine hours.



BOOST YOUR PRODUCTIVITY BY UP TO 45%
WITH SIMPLE-TO-USE INTEGRATED CAT TECHNOLOGY

STANDARD TECHNOLOGIES INCLUDE:



CAT GRADE WITH 2D

Cat GRADE with 2D helps operators reach grade faster. Onboard processors and sensors provide real-time guidance on distance to grade without guesswork. Work safer with fewer ground personnel needed to check the work area for obstacles or grade.



BUCKET ASSIST

Set and forget your desired bucket angle while Bucket Assist maintains your prescribed angle in sloping, leveling, trenching, and fine grading.



CAT GRADE ASSIST

Stay on grade simply and effortlessly with single-lever digging.



BOOM ASSIST

Keeps your tracks on the ground in lifting and hard digging.



CAT PAYLOAD

Onboard weighing system increases loading efficiency with on-the-go weighing. Combine with VisionLink® to manage your production targets remotely (available for download to USB).



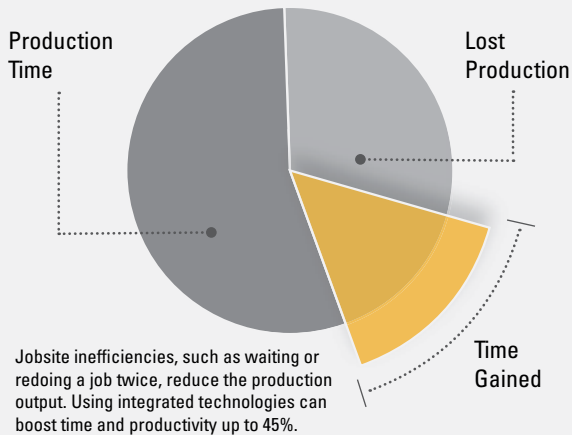
SWING ASSIST

Use less operator effort when excavator swing tops at operator-defined set points when loading and trenching.



WHAT IF YOU COULD HAVE

MORE TIME?



CAT TECHNOLOGY

GETS JOBS DONE FASTER
WITH LESS OPERATOR EFFORT

OPTIONAL UPGRADES:

Advanced 2D Cat GRADE* to add in-field design capability and an additional 254 mm (10-inch) touchscreen monitor to boost productivity.

Advanced 3D Cat GRADE* adds real-time, pinpoint positioning using GPS and GLONASS.

SMART BOOM™** Lets operators focus on bucket work while the boom travels without pump flow. Lets the boom travel freely without pump flow, so operators can focus on bucket work.

*Both 2D and 3D Cat GRADE upgrades must be installed at the factory or after purchase.
**Not available in all regions. Consult your local dealer for availability.

CAT LINK TECHNOLOGY

TAKES THE GUESSWORK OUT OF MANAGING YOUR EQUIPMENT

CAT LINK telematics technology helps take the complexity out of managing your jobsites – by gathering data generated by your equipment, materials, and people and serving it up to you in customizable formats.



PRODUCT LINK™

Product Link™ collects data automatically and accurately from your assets – any type and any brand. Information such as location, hours, fuel usage, productivity, idle time, maintenance alerts, diagnostic codes, and machine health can be viewed online through web and mobile applications.



VISIONLINK

Access information anytime, anywhere with VisionLink – and use it to make informed decisions that boost productivity, lower costs, simplify maintenance, and improve safety and security on your jobsite. With different subscription level options, your Cat dealer can help you configure exactly what you need to connect your fleet and manage your business without paying for extras you don't want. Subscriptions are available with cellular or satellite reporting (or both).



Remote Services is a suite of technologies that improve your jobsite efficiency.

Remote Troubleshoot allows your Cat dealer to perform diagnostic testing on your connected machine remotely, pinpointing potential issues while the machine is in operation. Remote Troubleshoot ensures the technician arrives with the correct parts and tools the first time, eliminating additional trips to save you time and money.

Remote Flash updates on-board software without a technician being present, potentially reducing update time by as much as 50%. You can initiate the update when convenient, increasing your overall operating efficiency.

The **Cat App** helps you manage your assets – at any time – right from your smartphone. You can see your fleet location, hours, and other information you need to see. You will get critical alerts for required maintenance, and you can even request service from your local Cat dealer.

SAVE TIME AND EFFORT ON THE JOBSITE

WITH MORE FUEL SAVINGS AND EASIER MAINTENANCE

The Cat 326 offers up to 15% lower fuel consumption* from Cat Integrated Technologies and:

- + Longer fuel, hydraulic oil, and air filter life
- + No pilot or case drain filters to replace
- + 100% ground level maintenance and engine oil level check

* Up to 15% lower fuel consumption compared to F Series. Includes 5% reduction when using SMART mode.

FILL UP LESS OFTEN

15% LESS FUEL CONSUMPTION



Based on a Cat 326 Hydraulic Excavator with a 125.2 gal (474 L) fuel tank using one half tank of fuel per day for 50 weeks, five days a week.





SAVE UP TO 20% ON MAINTENANCE COSTS*

WHAT WOULD YOU DO WITH MORE?

KEY MAINTENANCE COST REDUCTIONS INCLUDE:

- + Ground level maintenance and S•O•SSM ports
- + Filter life and maintenance intervals tracked via in-cab monitor
- + High-efficiency cooling fans only run when needed
- + Improved performance of hydraulic oil filter helps it last 50% longer than previous designs

100% INCREASE IN SERVICE LIFE

NEW AIR INTAKE FILTER LASTS UP TO 1,000 HOURS, WHICH RESULTS IN A 100% INCREASE IN LIFE*



*Over previous filter

NEW CAB DESIGN

MAKES THE HARD WORK EASIER



Your job takes you to rugged and challenging places. That's why we designed the 326 cab to help protect the operator from fatigue, stress, sound, and extreme temperatures.

CHOOSE YOUR CAB AND YOUR COMFORT FEATURES

All cabs feature automatic climate control. Comfort cab offers mechanical suspension seat. Deluxe seat is heated and air adjustable. Premium seat is heated and cooled and adjusts automatically.

IT'S ALL WITHIN REACH

All excavator controls are located right in front of you: tip-up console on Deluxe and Premium cabs, Bluetooth® integrated radio, USB ports for charging and connectivity, cup and bottle holders, and storage in overhead, rear, and console compartments.

MAKING IT CLEAR AND SAFE

The ISO-certified ROPS cab is sound-suppressed and sealed. The large windows and lower front, right, and rear profile of the machine give outstanding visibility to the work area without the strain of constantly leaning forward. A standard rearview camera keeps operators aware of their surroundings at all times. Upgrade to 360-degree visibility feature is also available.



TOUCHSCREEN MONITOR

Most machine settings can be controlled through the high-resolution 203 mm (8-inch) or optional 254 mm (10-inch) touchscreen monitor. A second 254 mm (10-inch) touchscreen monitor is available for the advanced grade control.



ONBOARD BLUETOOTH READER

Find the tool you need – even if it's hidden beneath debris or overgrowth. The excavator's onboard Bluetooth reader can locate any work tool equipped with Cat asset tracking devices up to 60 m (200 feet).



CUSTOMIZABLE JOYSTICKS

Program your joystick preferences (pattern and response) – the excavator will remember your settings each time you go to work.



KEYLESS PUSH-BUTTON START

The 326 uses a keyless push-button engine start. This adds security for the machine by using operator ID codes to limit and track machine access. Codes can be entered manually, by an optional Bluetooth key fob, or by using a smartphone app.



PROTECTION IN ALL DIRECTIONS



E-WALL SWING



E-WALL FORWARD



E-WALL CAB PROTECTION



E-WALL CEILING



E-WALL FLOOR

STANDARD 2D E-FENCE TECHNOLOGY

The standard 2D E-fence feature automatically stops excavator motion using boundaries you set in the monitor for the entire working envelope – above, below, sides, and front. E-fence features protect equipment and reduce fines related to zoning or underground utility damage. Automatic boundaries even help prevent operator fatigue by reducing overswinging and overdigging.

INCREASE YOUR PRODUCTIVITY AND PROFIT WITH CAT ATTACHMENTS

You can easily expand the performance of your machine by utilizing any of the variety of Cat attachments. Each Cat attachment is designed to fit the weight and horsepower of Cat excavators for improved performance, safety, and stability.

BUCKETS



GRAPPLES



HYDRAULIC HAMMERS



AUTO HAMMER STOP

Turn on through the monitor, and the hammer will automatically stop after 30 seconds of continuous firing, preventing both tool and excavator from overworking.

ATTACHMENT TRACKING MADE EASY

The Cat PL161 Attachment Locator is a Bluetooth device that makes finding your attachments and other gear quick and easy. The excavator's onboard Bluetooth reader or the Cat app on your phone will locate the device automatically.

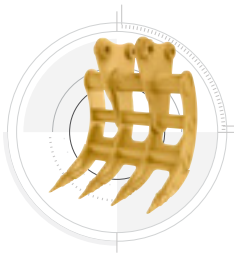
MULTI-PROCESSORS




QUICK COUPLERS



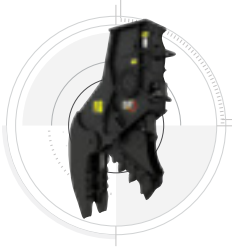
RAKES



RIPPERS




SECONDARY PULVERIZERS



SHEARS



THUMBS



VIBRATORY PLATE COMPACTORS



Save more time and energy with the available work tool recognition feature. A simple shake of the attached tool confirms its identity; it also ensures all the attachment settings are correct so you can get to work quickly and efficiently.

DESIGNED TO TAKE ON THE HARD WORK YOU DO EVERY DAY.

A MACHINE YOU CAN DEPEND ON



LESS MAINTENANCE =

LOWER COSTS



Less
Oil



Fewer
Hoses



Fewer
Couplings

DURABILITY FEATURES

- + Electro-hydraulic system requires less oil, fewer hoses, and fewer couplings for less maintenance and lower costs.
- + Larger swing drive and swing bearing support add swing torque for heavier work.
- + Reinforced front structure and base frame support more life, more counterweight, and more torque.
- + Oval-shaped hydraulic tank increases stress resistance.
- + Technology components are integrated into the machine for added protection.
- + Grease-lubricated tracks with a master pin deliver double the retention force.

TECHNICAL SPECIFICATIONS

See cat.com for complete specifications.

ENGINE		
Engine Model	Cat C7.1	
Engine Power – ISO 14396	151 kW	202 hp
Engine Power – ISO 9249	150 kW	201 hp
Bore	105 mm	4 in
Stroke	135 mm	5 in
Displacement	7.01 L	428 in ³

HYDRAULIC SYSTEM		
Main System – Maximum Flow – Implement	515 L/min	136 gal/min
Maximum Pressure – Equipment – Normal	35 000 kPa	5,075 psi
Maximum Pressure – Equipment – Heavy Lift Mode	38 000 kPa	5,510 psi
Maximum Pressure – Travel	35 000 kPa	5,075 psi
Maximum Pressure – Swing	28 400 kPa	4,118 psi

SWING MECHANISM		
Swing Speed	10.5 rpm	
Maximum Swing Torque	106 kN-m	78,182 lbf-ft

MACHINE WEIGHTS		
Operating Weight – 600 mm (24") Triple Grouser Shoes	25 900 kg	57,100 lb
<ul style="list-style-type: none"> • Long undercarriage, Heavy Duty Reach boom, R2.95 m (9'7") stick, Heavy Duty 1.54 m³ (2.01 yd³) bucket, 600 mm (24") triple grouser shoes and 4600 kg (10,141 lb) counterweight. 		
Operating Weight – 790 mm (31") Triple Grouser Shoes	29 000 kg	63,934 lb
<ul style="list-style-type: none"> • Long undercarriage, Super Long Reach boom, Super Long Reach stick 0.57 m³ (0.75 yd³) Ditch Cleaning bucket and 790 mm (31") triple grouser shoes and 6700 kg (14,771 lb) counterweight. 		

SERVICE REFILL CAPACITIES		
Fuel Tank	474 L	125.2 gal
Cooling System	25 L	6.6 gal
Engine Oil	25 L	6.6 gal
Swing Drive	10 L	2.6 gal
Final Drive (each)	5.5 L	1.5 gal
Hydraulic System (including tank)	310 L	81.9 gal
Hydraulic Tank	147 L	38.8 gal
DEF Tank	41 L	10.8 gal

DIMENSIONS		
Boom	Reach 5.9 m (19'4")	
Stick	Reach 2.95 m (9'8")	
Bucket	HD 1.54 m ³ (2.01 yd ³)	
Shipping Height (top of cab)	3000 mm	9'8"
Handrail Height	3000 mm	9'8"
Shipping Length	10 060 mm	33'0"
Tail Swing Radius	3000 mm	9'8"
Track Length to Center of Rollers	3830 mm	12'6"
Ground Clearance	1060 mm	3'5"
Track Gauge	2590 mm	8'6"
Track Gauge – Narrow Undercarriage	2390 mm	7'10"
Transport Width – 600 mm (24") Shoes	3190 mm	10'6"
Transport Width – 600 mm (24") Shoes – Narrow Undercarriage	2990 mm	9'10"
Transport Width – 900 mm (35") Shoes	3490 mm	11'5"
Counterweight Clearance	440 mm	1'4"

WORKING RANGES AND FORCES		
Boom	Reach 5.9 m (19'4")	
Stick	Reach 2.95 m (9'8")	
Bucket	HD 1.54 m ³ (2.01 yd ³)	
Maximum Digging Depth	6820 mm	22'4"
Maximum Reach at Ground Level	10 120 mm	33'2"
Maximum Cutting Height	9640 mm	31'6"
Maximum Loading Height	6620 mm	21'7"
Minimum Loading Height	2390 mm	7'8"
Maximum Depth Cut for 2440 mm (8'0") Level Bottom	6640 mm	21'8"
Maximum Vertical Wall Digging Depth	5110 mm	16'8"
Bucket Digging Force (ISO)	166 kN	37,318 lbf
Stick Digging Force (ISO)	121 kN	27,202 lbf

AIR CONDITIONING SYSTEM		
<ul style="list-style-type: none"> • The air conditioning system on this machine contains the fluorinated greenhouse gas refrigerant R134a (Global Warming Potential = 1430). The system contains 0.9 kg of refrigerant which has a CO₂ equivalent of 1.287 metric tonnes. 		

STANDARD & OPTIONAL EQUIPMENT

Standard and optional equipment may vary. Consult your Cat dealer for details.

OPERATOR ENVIRONMENT	STANDARD	OPTIONAL
ROPS, Comfort cab with mechanical seat suspension		•
ROPS, standard sound suppression, air-adjustable seat with heat (Deluxe only)		•
ROPS, advanced sound suppression, auto-adjustable seat with heat and air ventilation (Premium only)		•
High-resolution 203 mm (8 in) LCD touchscreen monitor	•	
High-resolution 254 mm (10 in) LCD touchscreen monitor		•

TECHNOLOGY	STANDARD	OPTIONAL
Cat Product Link	•	
Cat GRADE with 2D*	•	
Cat GRADE with Advanced 2D*		•
Cat GRADE with 3D*		•
Cat GRADE with Assist*	•	
Cat PAYLOAD*	•	
2D E-Fence*	•	
Remote Flash capability	•	

*Optional on machines equipped with a Super Long Reach boom.

ENGINE	STANDARD	OPTIONAL
Three selectable power modes	•	
One-touch low idle with automatic engine speed control	•	
Auto engine idle shutdown	•	
52° C (125° F) high-ambient cooling capacity with derate	•	
-18° C (0° F) cold start capability	•	
-32° C (-25° F) cold start capability		•
Double element air filter with integrated precleaner	•	
Reversing electric cooling fans	•	
Biodiesel capability up to B20	•	

HYDRAULIC SYSTEM	STANDARD	OPTIONAL
Boom and stick regeneration circuits	•	
Auto hydraulic warm up	•	
Auto two-speed travel	•	
Boom and stick drift reduction valve	•	
Boom and stick lowering check valves		•
Hammer return filter circuit		•
Combined Tool Control (two pump, one/two way high-pressure flow)		•
Medium-pressure circuit		•
Quick coupler circuit		•

BOOMS AND STICKS	STANDARD	OPTIONAL
5.9 m (19'4") HD reach boom, 2.95 m (9'8") HD reach stick, long undercarriage ⁴		• ¹
5.9 m (19'4") reach boom, 3.6 m (11'10") reach stick, long undercarriage		• ²
5.9 m (19'4") reach boom, 2.95 m (9'8") reach stick, long undercarriage ⁴		•
5.9 m (19'4") reach boom, 2.5 m (8'2") reach stick, long undercarriage ⁴		•
2.8 m + 3.3 m (9'2" + 10'10") VA boom, 2.95 m (9'8") reach stick, long undercarriage ⁴		• ³
2.8 m + 3.3 m (9'2" + 10'10") VA boom, 2.5 m (8'2") reach stick, long undercarriage ⁴		• ³
10.2 m (33'6") SLR boom, 7.85 m (25'9") SLR stick, long undercarriage ⁴		•

¹Europe and Japan only.

²North America only.

³Europe only.

⁴Long narrow undercarriage also available in Europe only.

UNDERCARRIAGE AND STRUCTURES	STANDARD	OPTIONAL
600 mm (24") triple grouser shoes		•
700 mm (28") triple grouser shoes		•
790 mm (31") triple grouser shoes		•
900 mm (35") triple grouser shoes		•
Tie-down points on base frame	•	
4600 kg (10,141 lb) counterweight	•	
6700 kg (14,771 lb) SLR counterweight		•

ELECTRICAL SYSTEM	STANDARD	OPTIONAL
Two 1,000 CCA maintenance free batteries	•	
Programmable time-delay LED working lights	•	
LED chassis light, left-hand/right-hand boom lights, cab lights	•	
360° lighting		•

SERVICE AND MAINTENANCE	STANDARD	OPTIONAL
Sampling ports for Scheduled Oil Sampling (S•O•S)	•	
Ground-level and platform-level engine oil dipsticks	•	
Electric refueling pump with auto shut off		•

SAFETY AND SECURITY	STANDARD	OPTIONAL
Rearview camera	•	
Right-side-view camera	•	
360° visibility*		•
Lift Assist**	•	
Ground-level engine shutoff switch	•	
Right-hand handrail and hand hold	•	
Signaling/warning horn	•	

*Requires 254 mm (10 in) monitor.

**Optional on machines equipped with a Super Long Reach boom.



オフロード法2014年
基準適合

For more complete information on Cat products, dealer services and industry solutions, visit us on the web at www.cat.com

VisionLink is a trademark of Trimble Navigation Limited, registered in the United States and in other countries.

Materials and specifications are subject to change without notice. Featured machines in photos may include additional equipment. See your Cat dealer for available options.

© 2020 Caterpillar. All Rights Reserved. CAT, CATERPILLAR, LET'S DO THE WORK, their respective logos, Smart Boom, Product Link, S•O•S, "Caterpillar Yellow", the "Power Edge" and Cat "Modern Hex" trade dress as well as corporate and product identity used herein, are trademarks of Caterpillar and may not be used without permission.

www.cat.com www.caterpillar.com

AEXQ2774-00
Build No: 07A
(N Am, Aus-NZ, EU, Jpn)

